








The WASHINGTON PAVILION PRESENTS

26 • 27

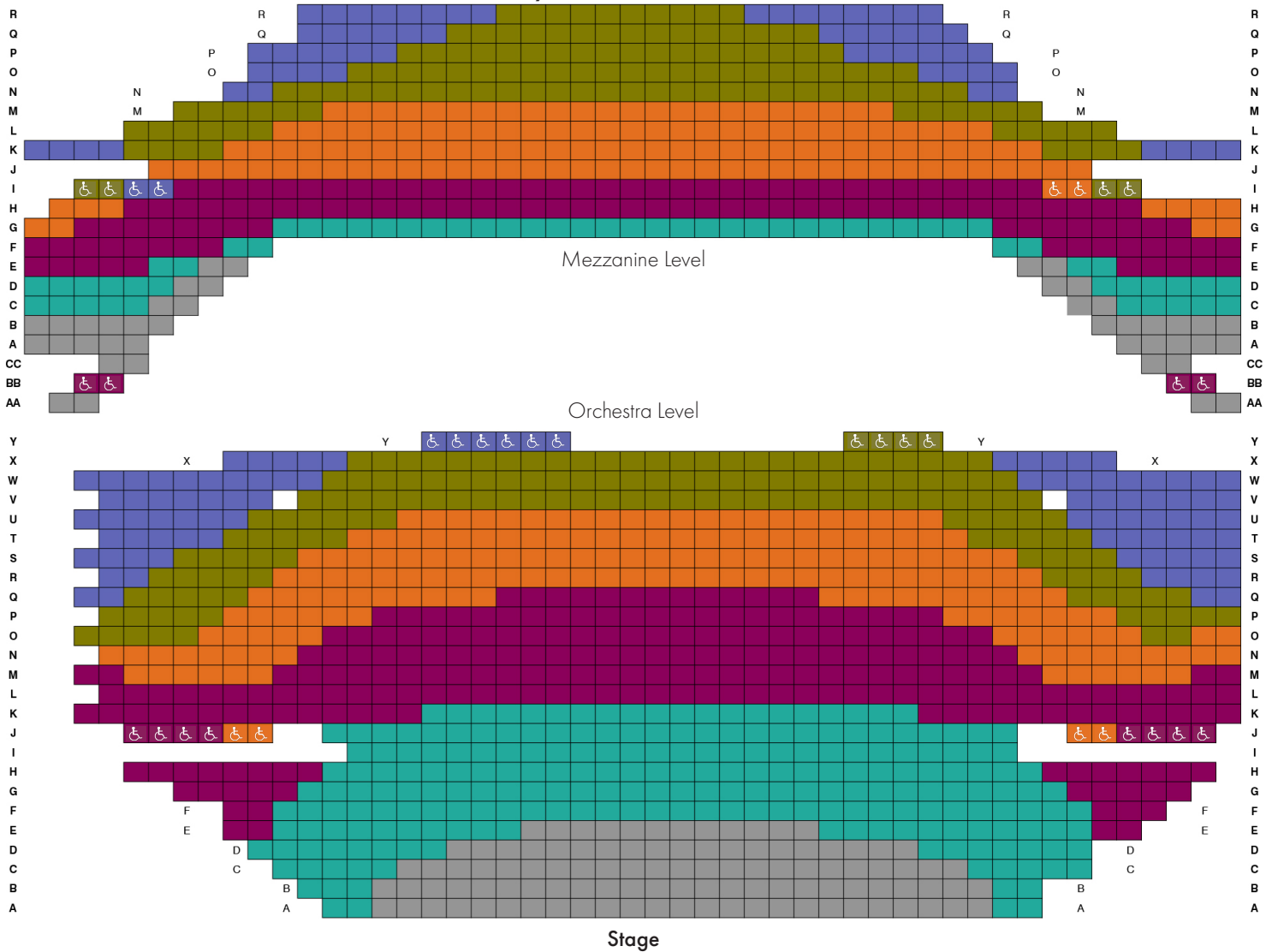
BROADWAY Season

CHOOSE YOUR OWN FOUR SUBSCRIPTION SEAT MAP

 Platinum \$684.76	 Premium \$645.68	 Price Level A \$508.64	 Price Level B \$352.20	 Price Level C \$273.92	 Price Level D \$215.20	 ADA Compliant
--------------------------------------------------------------------------------------------------------	-------------------------------------------------------------------------------------------------------	-------------------------------------------------------------------------------------------------------------	-------------------------------------------------------------------------------------------------------------	--------------------------------------------------------------------------------------------------------------	---------------------------------------------------------------------------------------------------------------	------------------------------------------------------------------------------------------------------

*Prices include tax.

Mary W. Sommervold Hall



*Seats 20–25 are the most central except for the first five rows of the Orchestra level.